


LAI

# lucio

## Assembly Instructions Lai Dining Chair



Before assembly please check you have all parts listed below.

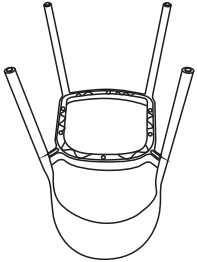
PLEASE NOTE: We've tried to make this chair as easy to assemble as possible.

In the unlikely event you have problems putting it together or missing pieces, please contact us.

Details below.

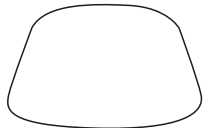
### PARTS LIST

A frame



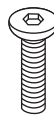
X 1

B seat



X 1

C



X 6

D

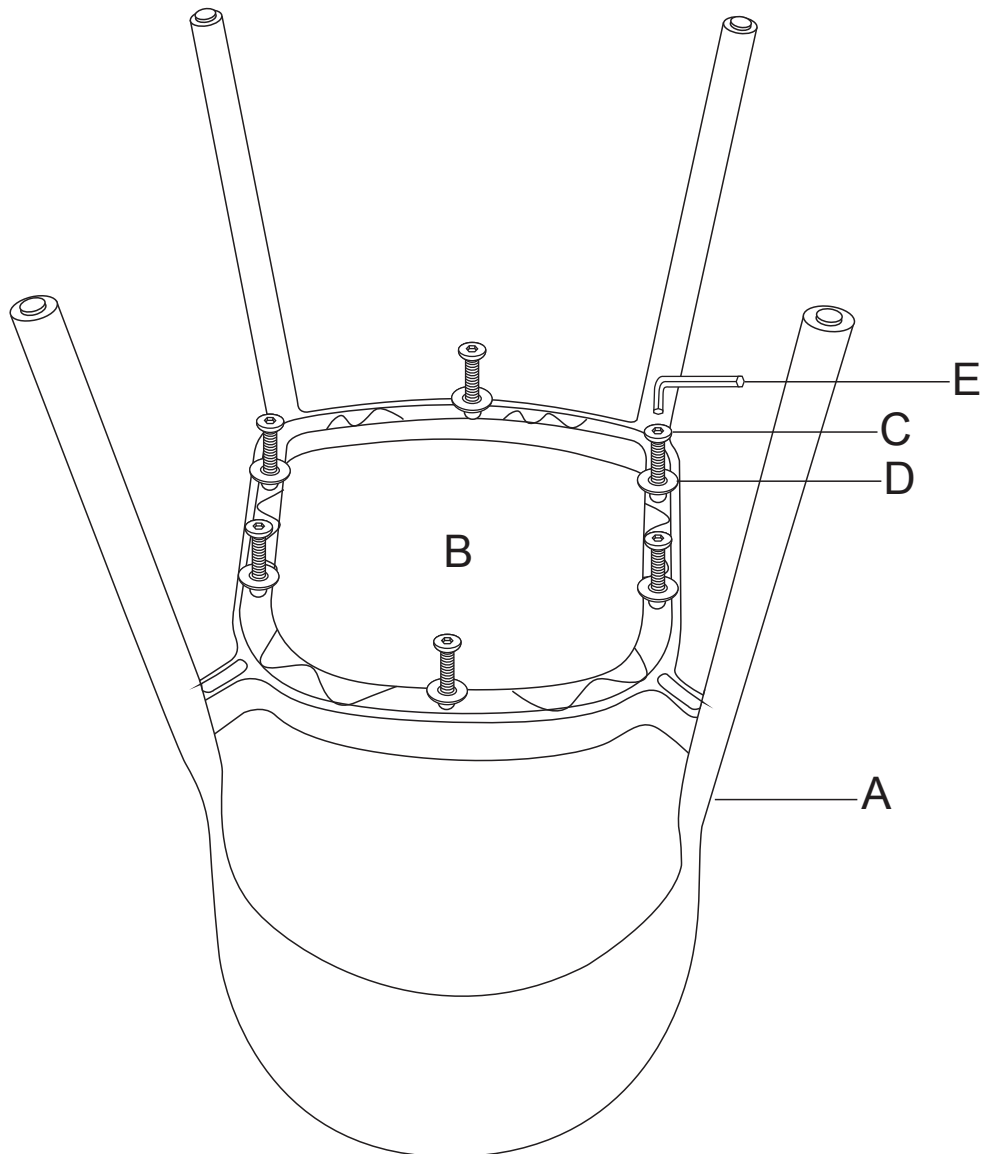


X 6

E



X 1



Please recycle  
these instructions

Thank you for your purchase. Lai chairs are exclusively supplied by Chairforce.

To learn more about our products please visit [www.chairforce.com.au](http://www.chairforce.com.au) and [www.chairforce.co.nz](http://www.chairforce.co.nz)

AU: Call: 08 9436 8570 Email: [customer@brayco.com.au](mailto:customer@brayco.com.au)

NZ: Call: 09 271 5000 Email: [sales@chairforce.co.nz](mailto:sales@chairforce.co.nz)

