










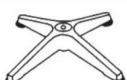

# Assembly Instructions

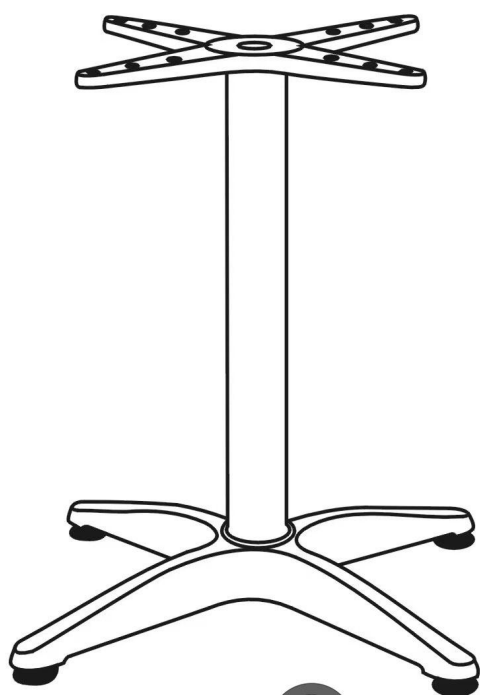
## Adan Table Base

Please check all parts before you begin assembly.

You will need a socket set to tighten the bolts.

Need help? Please give us a call.

NO	PART	QTY
1		3
		2
		2
2		1
3		4
4		1
5		1
6		1
7		1



[chairforce.com.au](http://chairforce.com.au)

[chairforce.co.nz](http://chairforce.co.nz)

